


LEAVERS

celebrate together

Mobile Application Help Guide 2021



Contents

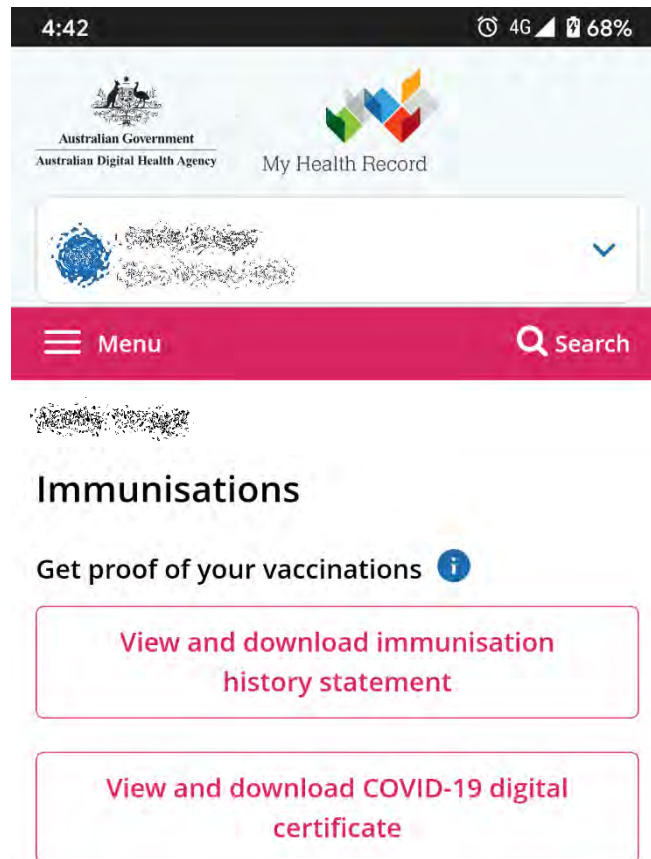
| | |
|--|----|
| How to get proof of COVID-19 Vaccination | 2 |
| How to register for Leavers 2021..... | 5 |
| To register later..... | 6 |
| How to upload proof of vaccination | 7 |
| iPhone upload | 7 |
| Android upload | 9 |
| Frequently Asked Questions | 10 |

How to get proof of COVID-19 Vaccination

To find out how to get proof of COVID-19 vaccination, visit:

<https://www.leaverswa.com.au/>

Click "View and Download immunisation history statement

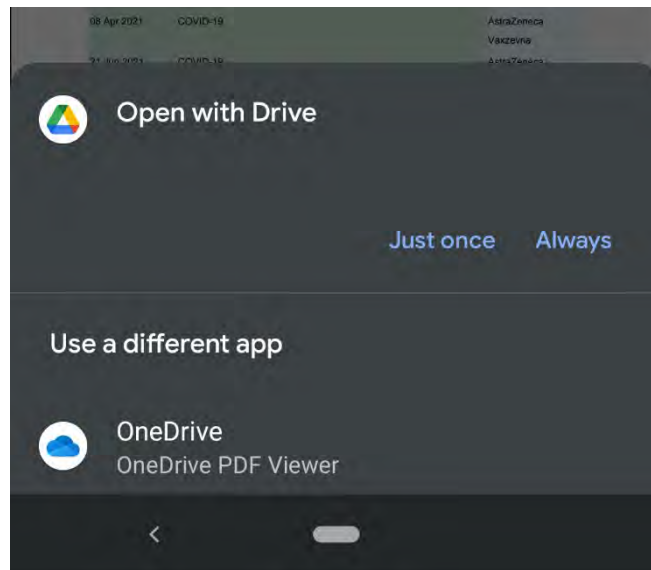


Click the three dots and download PDF.

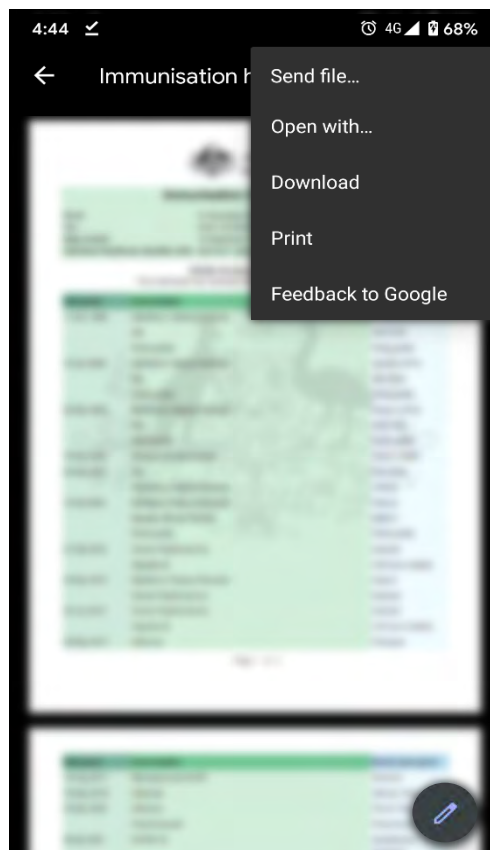


Save the PDF to your phone's [internal files app](#), [OneDrive](#), [Google Drive](#) or [iCloud](#).

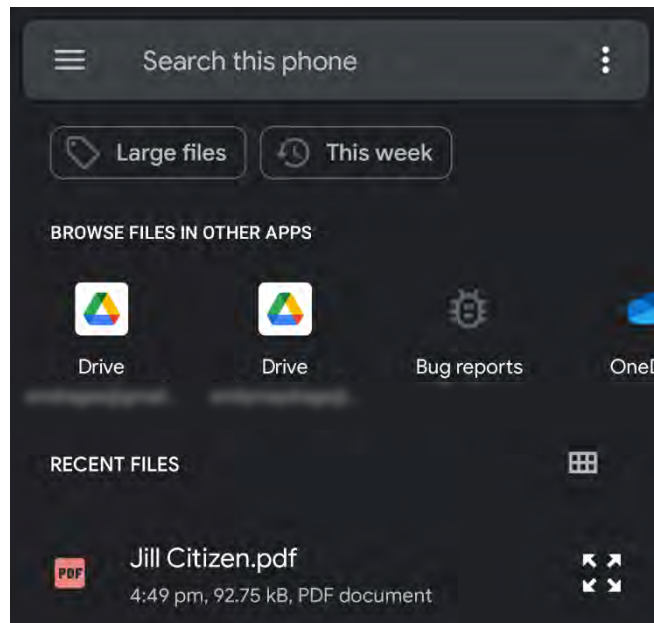
- a. Open the app you wish to download with



- b. Click the three dots then download

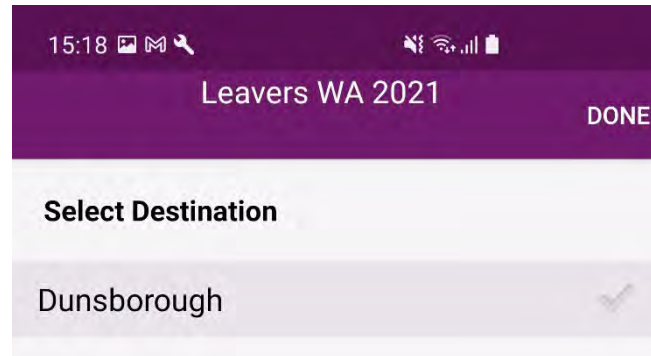


c. Save somewhere you can easily find later.

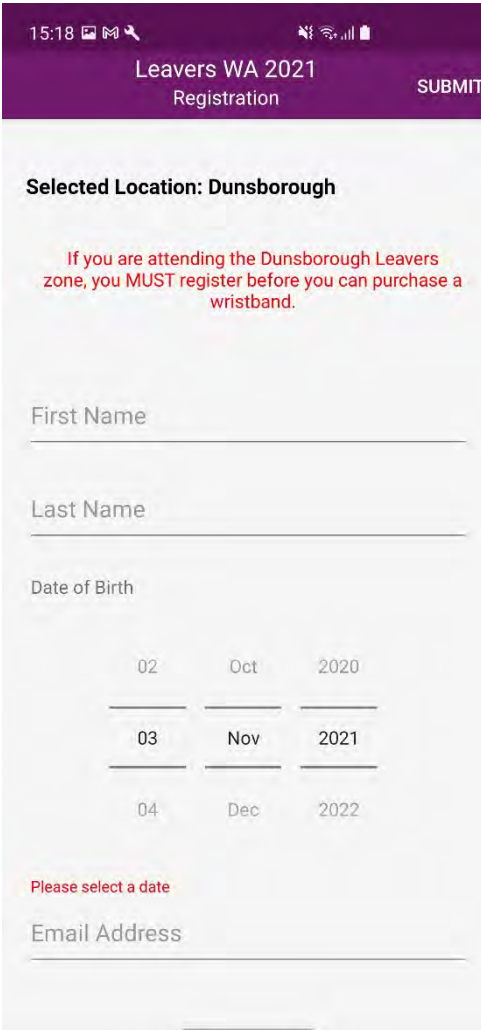


How to register for Leavers 2021

1. Download the app from the Apple App Store or Google Play.
2. Select Dunsborough and click done. Loading the app for the first time may take a few minutes.





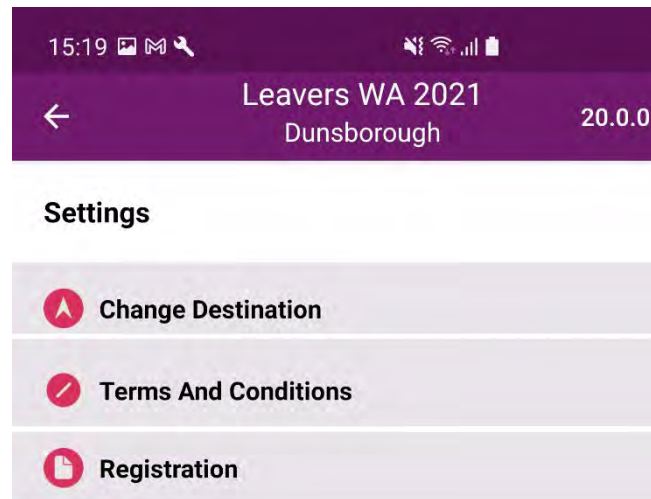
3. You will be prompted to register straight away, but you can go back to register later.

A screenshot of a mobile application registration screen. The purple header bar contains 'Leavers WA 2021 Registration' and a 'SUBMIT' button. Below the header, the text 'Selected Location: Dunsborough' is displayed. A red warning message reads: 'If you are attending the Dunsborough Leavers zone, you MUST register before you can purchase a wristband.' Below this, there are input fields for 'First Name' and 'Last Name'. A 'Date of Birth' section features three rows of date selection: '02 Oct 2020', '03 Nov 2021', and '04 Dec 2022'. A red prompt 'Please select a date' is located below the date selection. At the bottom, there is an 'Email Address' input field. The status bar at the top shows the time as 15:18 and various system icons.

To register later

To register later go to:

Settings  -> Registration. 




How to upload proof of vaccination

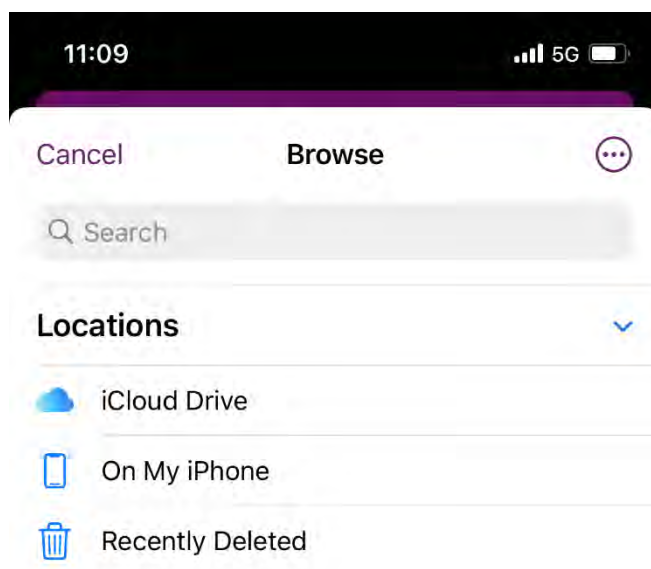
To attend Leavers WA 2021 event, you must show proof of having at least one COVID-19 vaccine. Leavers are strongly encouraged to register via Leaver's WA mobile app, which allows you to upload a PDF of your COVID-19 vaccination proof.

iPhone upload

1. Click the plus button to upload a file.

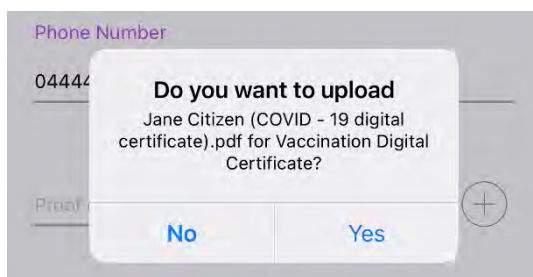


The file will be where you saved it from Medicare or My health record (via My gov)

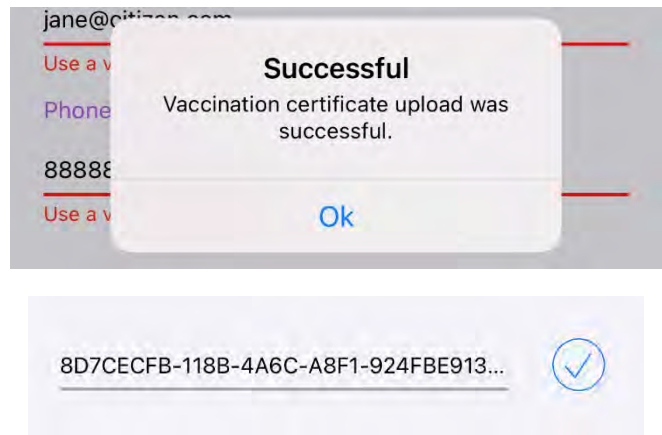


2. Find and select your PDF proof of COVID-19 vaccination.

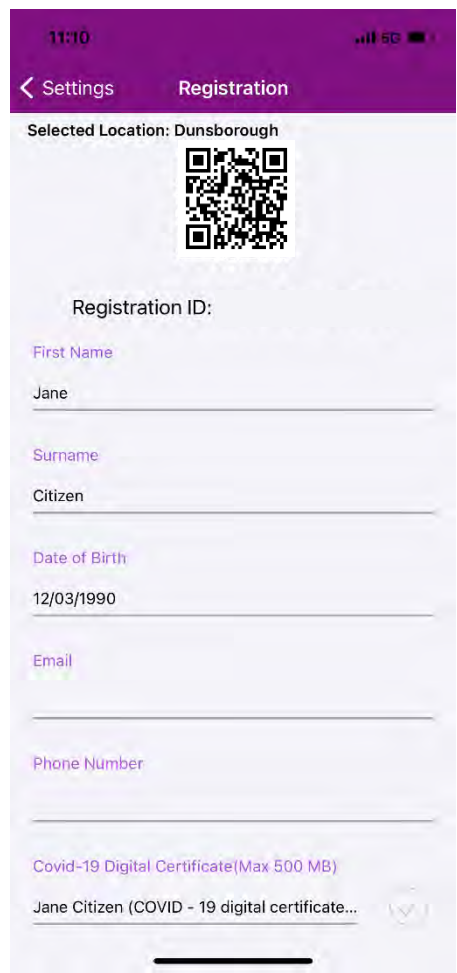
The app will ask if you want to upload? Once you click yes, you **CANNOT** remove or upload another document.



The below message means your registration was submitted successfully. It does **NOT** mean you will have definite access to purchase a Leaver's WA wristband.



Once you have submitted your registration, you will receive a registration QR code. Do not share your QR code with anyone.

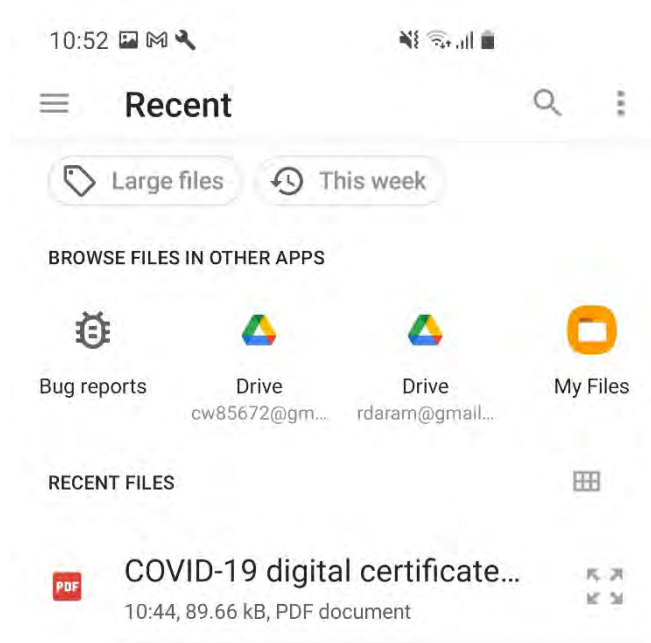


Android upload


1. Click the plus button to upload a file.



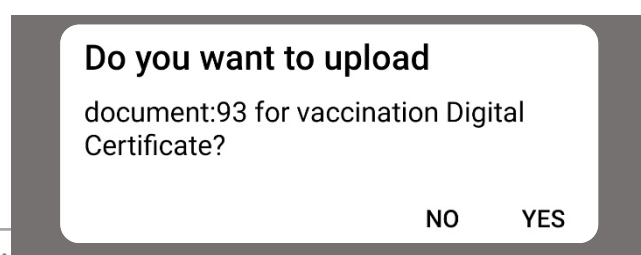
The file will be where you saved it from Medicare or My health record (via My gov)



2. Once you have finished filling out all the registration fields, **SUBMIT** your registration.



The below message means your registration was submitted successfully. It does **NOT** mean you will have definite access to purchase a Leaver's WA wristband.



Once you have submitted your registration you will receive a registration QR code. Do not share your QR code with anyone.

Frequently Asked Questions

Q: What if I can't get vaccine proof online

A: Contact the Australian Immunisation Register:

<https://www.servicesaustralia.gov.au/individuals/services/medicare/australian-immunisation-register>

Q: Can I take a screenshot or print out my QR code?

A: Yes, you can.

Q: My phone doesn't support the Leavers WA app. What should I do?

A: You can use your parents' phone to register. Take a screenshot of the QR or a printout.

Q: I don't have access to a phone to register for Leavers 2021

A: You can register at the wristband sales locations. The more people register via the Leavers mobile app, the faster the wristband sales lines will be.

Q: I uploaded the incorrect proof of vaccination PDF or entered incorrect registration details.

A: Email:

leaverswa@police.wa.gov.au.

In the email include the below:

First Name:

Last Name:

Mobile Number:

Problem:

Screenshot:

